


2012 2014



3

1,770

%

53.45

9.97

8.49

1.00

0.53

0.53

0.40

0.33

| | | | |
|--|-------|------|--|
| | | | |
| | | 1.33 | |
| | 41.60 | 0.71 | |
| | 37.60 | 0.71 | |
| | 28.20 | 0.53 | |
| | 23.50 | 0.44 | |
| | 18.80 | 0.36 | |

5,300

25.04%

| | | | | |
|--|---------------|-------------|--------------|--------------|
| | | | | |
| | | | | % |
| | 3468 | | | 49.06 |
| | 705 | | | 9.97 |
| | 60 | | | 49 |
| | 200.00 | 3.77 | | |
| | 70.50 | 1.33 | | |
| | 50.00 | 0.94 | 50.00 | |
| | | 0.71 | 37.60 | |
| | 37.60 | 0.71 | 37.60 | |



| | | | | |
|--|----------|--------|----------|--------|
| | - | - | 1,770.00 | 25.04 |
| | 5,300.00 | 100.00 | 7,070.00 | 100.00 |

| | | % | |
|--|-----------------|--------------|--|
| | 3,468.80 | 65.45 | |
| | 70.50 | 1.33 | |
| | 37.60 | 0.71 | |
| | 37.60 | 0.71 | |
| | 28.20 | 0.53 | |
| | 23.50 | 0.44 | |
| | 18.80 | 0.36 | |
| | 200.00 | 3.77 | |
| | 50.00 | 0.94 | |
| | 16 | 0.30 | |
| | 14 | 0.26 | |
| | 10 | 0.19 | |
| | 10 | 0.19 | |
| | 10 | 0.19 | |



| | | (%) | | | | |
|-----|--|---------------|-------------------|-------------------|--|--|
| | | | | | | |
| | | 49.06% | 34,688,000 | 34,688,000 | | |
| | | 9.97% | 7,050,000 | 7,050,000 | | |
| | | 8.49% | 6,000,000 | 6,000,000 | | |
| | | 2.83% | 2,000,000 | 2,000,000 | | |
| | | 1.67% | 1,180,000 | 1,180,000 | | |
| | | 1.67% | 1,180,000 | 1,180,000 | | |
| - | | 1.67% | 1,180,000 | 1,180,000 | | |
| | | 1% | 705,000 | 705,000 | | |
| | | 0.71% | 500,000 | 500,000 | | |
| | | 0.53% | 376,000 | 376,000 | | |
| | | 0.53% | 376,000 | 376,000 | | |
| - - | | 0.41% | 290,000 | 290,000 | | |
| | | | | | | |

2

| 1 | | 37,788,000 | 2015 | 04 | 25 | IPO |
|---|--|------------|------|----|----|-----|
| 2 | | 7,050,000 | 2015 | 04 | 25 | IPO |
| 3 | | 6,000,000 | 2013 | 04 | 25 | IPO |
| 4 | | 1,180,000 | 2012 | 07 | 25 | 3 |
| 5 | | 1,180,000 | 2012 | 07 | 25 | 3 |
| 6 | | 1,180,000 | 2012 | 07 | 25 | 3 |
| 7 | | 705,000 | 2015 | 04 | 25 | IPO |

| | | | | | |
|----|--|---------|------------|--|-----|
| 8 | | 376,000 | 2015 04 25 | | IPO |
| 9 | | 376,000 | 2015 04 25 | | IPO |
| 10 | | 282,000 | 2015 04 25 | | IPO |

| | | | | | |
|---|--|-------------------|-------------------|--|------------|
| | | | | | |
| 1 | | 34,688,000 | 2015 04 25 | | IPO |
| 2 | | 7,050,000 | 2015 04 25 | | IPO |
| 3 | | 6,000,000 | 2013 04 25 | | IPO |
| 4 | | 2,000,000 | 2015 04 25 | | IPO |
| 5 | | 1,180,000 | 2012 07 25 | | |

| | | | | | | | | | | | | () | |
|--|--|----|------------|------------|------------|--|--|------------|------------|--|--|-------|--|
| | | 45 | 2010 02 28 | 2013 02 27 | 37,788,000 | | | 37,788,000 | 37,788,000 | | | 15.97 | |
| | | 42 | 2010 02 28 | 2013 02 27 | 705,000 | | | 705,000 | 705,000 | | | 12.1 | |
| | | 37 | 2010 02 28 | 2013 02 27 | 235,000 | | | 235,000 | 235,000 | | | 9.2 | |
| | | 69 | 2010 02 28 | 2013 02 27 | | | | | | | | 2.4 | |

| | | | | | | | | | | | | | | |
|--|----|----|----|----|----|------------|--|--|------------|------------|--|----|--------|----|
| | -- | -- | -- | -- | -- | 39,950,000 | | | 39,950,000 | 39,950,000 | | -- | 114.82 | -- |
|--|----|----|----|----|----|------------|--|--|------------|------------|--|----|--------|----|

| | | | | | | | | | | | | | | |
|--|--|----|------------|------------|------------|--|--|------------|------------|--|--|--|-------|--|
| | | | | | | | | | | | | | () | |
| | | 45 | 2010 02 28 | 2013 02 27 | 34,688,000 | | | 34,688,000 | 34,688,000 | | | | 15.97 | |
| | | 42 | 2010 02 28 | 2013 02 27 | 705,000 | | | 705,000 | 705,000 | | | | 12.1 | |
| | | 37 | 2010 02 28 | 2013 02 27 | 235,000 | | | 235,000 | 235,000 | | | | 9.2 | |
| | | 69 | 2010 02 28 | 2013 02 27 | | | | | | | | | 2.4 | |
| | | 39 | 2010 02 28 | 2013 02 27 | | | | | | | | | 2.4 | |
| | | 44 | 2011 04 27 | 2013 02 27 | | | | | | | | | 2.4 | |
| | | 49 | 2010 08 08 | 2013 02 27 | | | | | | | | | 0 | |

| | | | | | | | | | | | | | | | | | |
|--|--|----|------|----|----|------|----|----|---------|--|--|---------|---------|--|--|-------|--|
| | | 31 | 2010 | 02 | 28 | 2013 | 02 | 27 | 376,000 | | | 376,000 | 376,000 | | | 14.81 | |
| | | 48 | 2010 | 02 | 28 | 2013 | 02 | 27 | 282,000 | | | 282,000 | 282,000 | | | | |

| | | |
|--|----------------------|---------------|
| | | |
| | 34,688,000.00 | 49.06% |
| | 705,000.00 | 1.00% |
| | 7,050,000.00 | 9.97% |
| | 376,000.00 | 0.53% |
| | 376,000.00 | 0.53% |
| | 282,000.00 | |

| | | | |
|---|----|----------|-------------------|
| | | | 4,155 |
| | | | |
| | | | |
| | | | |
| | | 0 | 34,688,000 |
| | | 0 | 7,050,000 |
| | | 0 | 6,000,000 |
| | | 0 | 2,000,000 |
| | | 0 | 705,000 |
| | | 561,400 | 561,400 |
| | | 0 | 500,000 |
| - | 30 | 482,404 | 482,404 |
| - | | 445,500 | 445,500 |
| | | 0 | 376,000 |
| | | | |

2

| | | | | | | |
|---|------------|-----------|---|------------|-----|-----------|
| | | | | | | |
| | 1,180,000 | 1,180,000 | | 0 | | 2012 7 25 |
| | 1,180,000 | 1,180,000 | | 0 | | 2012 7 25 |
| - | 1,180,000 | 1,180,000 | | 0 | | 2012 7 25 |
| | 37,788,000 | 0 | 0 | 37,788,000 | IPO | 2015 4 25 |
| | 7,050,000 | 0 | 0 | 7,050,000 | IPO | 2015 |

| | | | | | | |
|--|------------|-----------|---|------------|-----|-----------|
| | 188,000 | 0 | 0 | 188,000 | IPO | 2015 4 25 |
| | 56,540,000 | 3,540,000 | 0 | 53,000,000 | -- | -- |

| | | | | | | |
|---|-------------------|-----------|----------|-------------------|------------|------------------|
| | | | | | | |
| | 1,180,000 | 1,180,000 | | 0 | | 2012 7 25 |
| | 1,180,000 | 1,180,000 | | 0 | | 2012 7 25 |
| - | 1,180,000 | 1,180,000 | | 0 | | 2012 7 25 |
| | 34,688,000 | 0 | 0 | 34,688,000 | IPO | 2015 4 25 |
| | 7,050,000 | 0 | 0 | 7,050,000 | IPO | 2015 4 25 |
| | 6,000,000 | 0 | 0 | 6,000,000 | IPO | 2013 6 22 |
| | 2,000,000 | 0 | 0 | 2,000,000 | IPO | 2015 4 25 |
| | 705,000 | 0 | 0 | 705,000 | IPO | 2015 4 25 |
| | 500,000 | 0 | 0 | 500,000 | IPO | 2015 4 25 |
| | 376,000 | 0 | 0 | 376,000 | IPO | 2015 4 25 |
| | 376,000 | 0 | 0 | 376,000 | IPO | 2015 4 25 |
| | 282,000 | 0 | 0 | 282,000 | IPO | 2015 4 25 |
| | 235,000 | 0 | 0 | 235,000 | IPO | 2015 4 25 |
| | 188,000 | 0 | 0 | 188,000 | IPO | 2015 4 25 |
| | 160,000 | 0 | 0 | 160,000 | IPO | 2015 4 25 |
| | 140,000 | 0 | 0 | 140,000 | IPO | 2015 4 25 |
| | 100,000 | 0 | 0 | 100,000 | IPO | 2015 4 25 |
| | 100,000 | 0 | 0 | 100,000 | IPO | 2015 4 25 |
| | 100,000 | 0 | 0 | 100,000 | IPO | 2015 4 25 |
| | 56,540,000 | 3,540,000 | 0 | 53,000,000 | -- | -- |

2012

1

| | | | | | | |
|--|------------|-----------|-----------|------------|-----|------------|
| | | | | | | |
| | 37,788,000 | 0 | 0 | 37,788,000 | IPO | 2015 04 25 |
| | 7,050,000 | 0 | 0 | 7,050,000 | IPO | 2015 04 25 |
| | 6,000,000 | 0 | 0 | 6,000,000 | IPO | 2013 06 22 |
| | 0 | 1,180,000 | 1,180,000 | 0 | 3 | 2012 07 25 |
| | 0 | 1,180,000 | 1,180,000 | 0 | 3 | 2012 07 25 |
| | 0 | 1,180,000 | 1,180,000 | 0 | 3 | 2012 07 25 |
| | 705,000 | 0 | 0 | 705,000 | IPO | 2015 04 25 |
| | 376,000 | 0 | 0 | 376,000 | IPO | 2015 04 25 |
| | 376,000 | 0 | 0 | 376,000 | IPO | 2015 04 25 |
| | 282,000 | 0 | 0 | 282,000 | IPO | 2015 04 25 |
| | 235,000 | 0 | 0 | 235,000 | IPO | 2015 04 25 |
| | 188,000 | 0 | 0 | 188,000 | IPO | 2015 04 25 |
| | 53,000,000 | 3,540,000 | 3,540,000 | 53,000,000 | -- | -- |

| | | | | | | |
|--|-------------------|-----------|-----------|-------------------|-----|------------|
| | | | | | | |
| | 34,688,000 | | | 34,688,000 | | |
| | 7,050,000 | 0 | 0 | 7,050,000 | IPO | 2015 04 25 |
| | 6,000,000 | 0 | 0 | 6,000,000 | IPO | 2013 06 22 |
| | | | | | | |
| | 0 | 1,180,000 | 1,180,000 | 0 | 3 | 2012 07 25 |
| | 0 | 1,180,000 | 1,180,000 | 0 | 3 | 2012 07 25 |
| | 0 | 1,180,000 | 1,180,000 | 0 | 3 | |

| | | | | | | |
|--|------------|-----------|-----------|------------|----|----|
| | | | | | | |
| | | | | | | |
| | 53,000,000 | 3,540,000 | 3,540,000 | 53,000,000 | -- | -- |

2

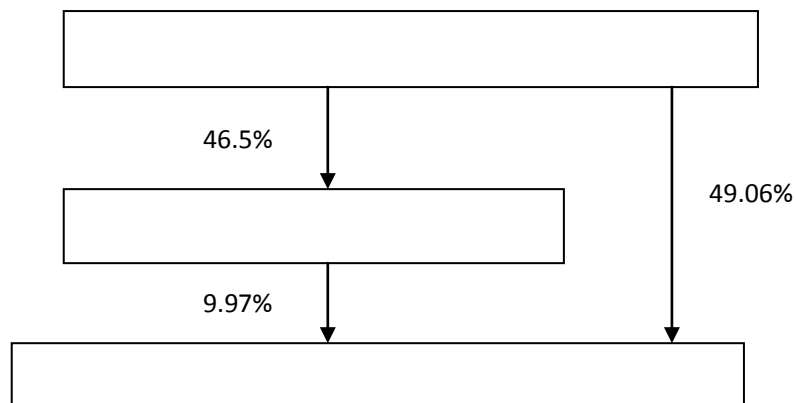
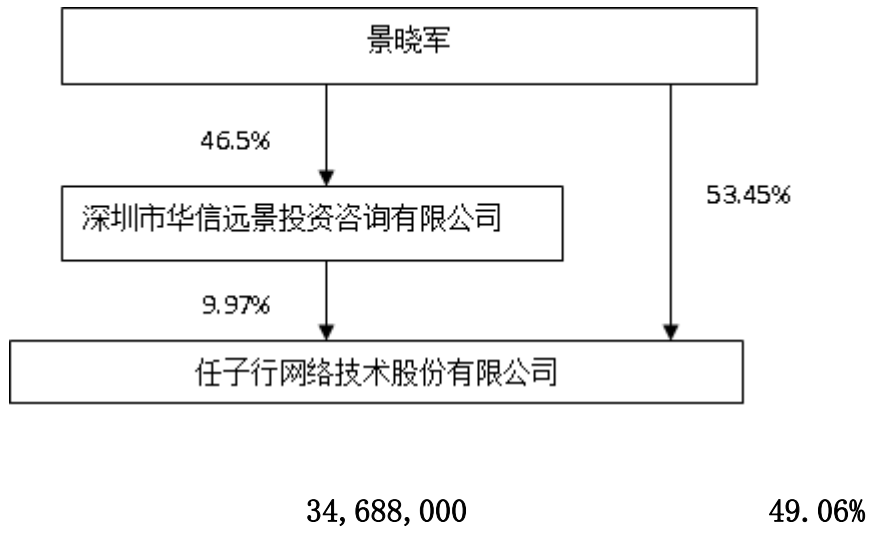
| | | | | | | |
|----|--|--------|------------|------------|-------|--|
| | | | 5 | | 4,788 | |
| 10 | | | | | | |
| | | % | | | | |
| | | 53.45% | 37,788,000 | 37,788,000 | | |
| | | 9.97% | 7,050,000 | 7,050,000 | | |
| | | 8.49% | 6,000,000 | 6,000,000 | | |
| | | 1% | 705,000 | 705,000 | | |
| | | 0.8% | 562,400 | 0 | | |
| | | 0.53% | 376,000 | 376,000 | | |
| | | 0.53% | 376,000 | 376,000 | | |
| | | 0.42% | 298,000 | 0 | | |
| | | 0.4% | 282,000 | 282,000 | | |
| | | 0.33% | 235,000 | 235,000 | | |

| | | | | | | |
|----|--|-------|-------------------|-------------------|--|--|
| | | | 5 | | | |
| 10 | | | | | | |
| | | % | | | | |
| | | | 34,688,000 | 34,688,000 | | |
| | | 9.97% | 7,050,000 | 7,050,000 | | |
| | | 8.49% | 6,000,000 | 6,000,000 | | |
| | | 1% | 705,000 | 705,000 | | |
| | | 0.8% | 562,400 | 0 | | |
| | | 0.53% | 376,000 | 376,000 | | |
| | | 0.53% | 376,000 | 376,000 | | |
| | | 0.42% | 298,000 | 0 | | |
| | | 0.4% | 282,000 | 282,000 | | |

3

37,788,000

53.45%



4 10

| | | | | |
|--|------------|------------|---|-----|
| | | | | |
| | 37,788,000 | 2015 04 25 | 0 | IPO |
| | 7,050,000 | 2015 04 25 | 0 | IPO |
| | 6,000,000 | 2013 06 22 | 0 | IPO |
| | 705,000 | 2015 04 25 | 0 | IPO |
| | 376,000 | 2015 04 25 | 0 | IPO |
| | 376,000 | 2015 04 25 | 0 | IPO |
| | 282,000 | 2015 04 25 | 0 | IPO |
| | 235,000 | 2015 04 25 | 0 | IPO |

188,000

2015 04 25 0

IPO

| | | | | | | | | | | | | | | |
|--|--|----|------------|----|------------|----|---------|--|--|---------|---------|--|--|--|
| | | | 28 | 27 | | | | | | | | | | |
| | | 31 | 2010 28 | 02 | 2013 27 | 02 | 376,000 | | | 376,000 | 376,000 | | | |

48

| | | |
|--|---------------|--------|
| | | |
| | 37,788,000.00 | 53.45% |
| | 705,000.00 | 1.00% |
| | 7,050,000.00 | 9.97% |
| | 376,000.00 | 0.53% |
| | 376,000.00 | 0.53% |
| | 282,000.00 | 0.40% |
| | 235,000.00 | 0.33% |
| | 188,000.00 | 0.27% |
| | 6,000,000.00 | 8.49% |
| | 17,700,000.00 | 25.04% |
| | 70,700,000.00 | 100% |

| | | |
|--|----------------------|---------------|
| | | |
| | 34,688,000.00 | 49.06% |
| | 705,000.00 | 1.00% |
| | 7,050,000.00 | 9.97% |
| | 376,000.00 | 0.53% |
| | 376,000.00 | 0.53% |
| | 282,000.00 | 0.40% |
| | 235,000.00 | 0.33% |
| | 188,000.00 | 0.27% |
| | 6,000,000.00 | 8.49% |
| | 2,000,000 | |
| | 500,000 | |
| | 160,000 | |
| | 140,000 | |
| | 100,000 | |
| | 100,000 | |
| | 100,000 | |
| | 17,700,000.00 | 25.04% |
| | 70,700,000.00 | 100% |

2013

1

| | | | | | | |
|--|----|--------|------------|------------|--|--|
| | | | | | | |
| | 10 | | | | | |
| | | % | | | | |
| | | 53.45% | 37,788,000 | 37,788,000 | | |
| | | 9.97% | 7,050,000 | 7,050,000 | | |
| | | 8.49% | 6,000,000 | 6,000,000 | | |

| | | | | | | |
|--|--|-------|---------|---------|--|--|
| | | 0.42% | 295,600 | 0 | | |
| | | 0.4% | 282,000 | 282,000 | | |

-

| | | | | | | |
|--|------------|---|---|------------|-----|-----------|
| | | | | | | 2015-4-25 |
| | 376,000 | 0 | 0 | 376,000 | IPO | 2015-4-25 |
| | 376,000 | 0 | 0 | 376,000 | IPO | 2015-4-25 |
| | 282,000 | 0 | 0 | 282,000 | IPO | 2015-4-25 |
| | 235,000 | 0 | 0 | 235,000 | IPO | 2015-4-25 |
| | 188,000 | 0 | 0 | 188,000 | IPO | 2015-4-25 |
| | | | | | | |
| | | | | | | |
| | | | | | | |
| | | | | | | |
| | | | | | | |
| | 53,000,000 | 0 | 0 | 53,000,000 | -- | -- |

2013

1

| | | | | | | | |
|----|--|--------|------------|------------|------------|--------|--|
| | | | | | | | |
| 5% | | | | | | | |
| | | % | | | | | |
| | | 53.45% | 37,788,000 | | 37,788,000 | | |
| | | 9.97% | 7,050,000 | | 7,050,000 | | |
| | | 4.34% | 3,065,114 | -2,934,886 | 3,000,000 | 65,114 | |
| | | 1% | 705,000 | | 705,000 | | |
| | | 0.53% | 376,000 | | 376,000 | | |
| | | 0.53% | 376,000 | | 376,000 | | |
| | | 0.4% | 282,000 | | 282,000 | | |
| | | 0.33% | 235,000 | 0 | 235,000 | 0 | |

119

| | | | | | | | |
|--|--|-------|-----------|------------|-----------|--------|--|
| | | 4.34% | 3,065,114 | -2,934,886 | 3,000,000 | 65,114 | |
| | | | | | | | |
| | | 1% | 705,000 | | 705,000 | | |
| | | | | | | | |
| | | 0.53% | 376,000 | | 376,000 | | |
| | | 0.53% | 376,000 | | 376,000 | | |
| | | 0.4% | 282,000 | | 282,000 | | |

| | | | | | | |
|--|--|-------|---------|---------|--|--|
| | | | | | | |
| | | | | | | |
| | | 1% | 705,000 | 705,000 | | |
| | | | | | | |
| | | 0.53% | 376,000 | 376,000 | | |
| | | 0.53% | 376,000 | 376,000 | | |
| | | 0.4% | 282,000 | 282,000 | | |
| | | 0.33% | 235,000 | 235,000 | | |
| | | 0.33% | 234,150 | 0 | | |

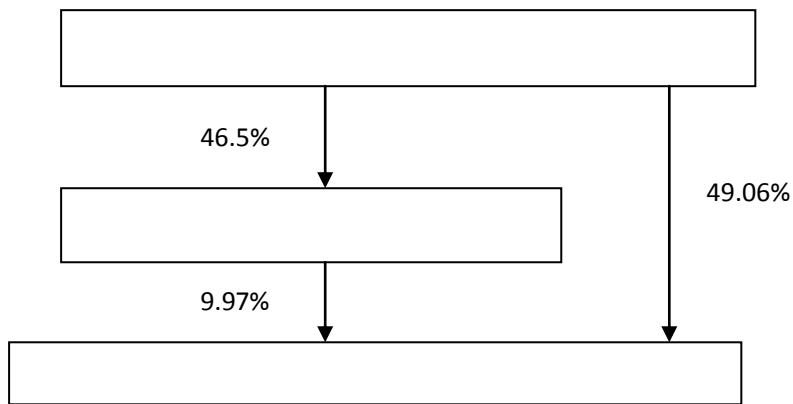
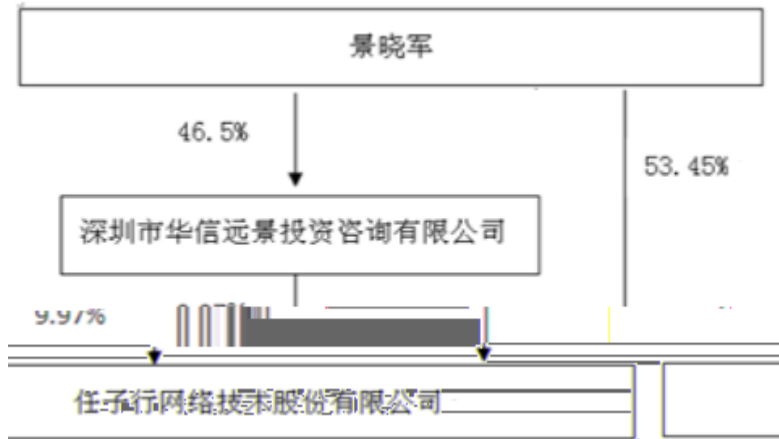
2

2013

1

| | 37,788,000 | 0 | 0 | 37,788,000 | | 2015 4 27 |
|--|------------|-----------|---|------------|--|-----------|
| | 7,050,000 | 0 | 0 | 7,050,000 | | 2015 4 27 |
| | 6,000,000 | 3,000,000 | 0 | 3,000,000 | | 2014 4 25 |
| | 705,000 | 0 | 0 | 705,000 | | 2015 4 27 |
| | 376,000 | 0 | 0 | 376,000 | | 2015 4 27 |
| | 376,000 | 0 | 0 | 376,000 | | 2015 4 27 |
| | 282,000 | 0 | 0 | 282,000 | | 2015 4 27 |
| | 235,000 | 0 | 0 | | | |

| | | % | | | | | | |
|--|--|--------|------------|----|------------|---|--|--|
| | | 53.45% | 37,788,000 | -- | 37,788,000 | 0 | | |
| | | 9.97% | 7,050,000 | -- | 7,050,000 | 0 | | |



4 10

| | | | | |
|--|------------|------------|---|-----|
| | | | | |
| | 37,788,000 | 2015 04 27 | 0 | IPO |
| | 7,050,000 | 2015 04 27 | 0 | IPO |
| | 3,000,000 | 2014 04 25 | 0 | IPO |
| | 705,000 | 2015 04 27 | 0 | IPO |
| | 376,000 | 2015 04 27 | 0 | IPO |
| | 376,000 | 2015 04 27 | 0 | IPO |
| | 282,000 | 2015 04 27 | 0 | IPO |
| | 235,000 | 2015 04 27 | 0 | IPO |
| | 188,000 | 2015 04 27 | 0 | IPO |

| | | | | |
|--|-----------|------------|---|-----|
| | | | | |
| | | | | |
| | 7,050,000 | 2015 04 25 | 0 | IPO |

| | | | | | | | | | | | | |
|--|--|----|---------|---|---|---------|---|---|---|---|---|--|
| | | 70 | 0 | 0 | 0 | 0 | 0 | 0 | 0 | 0 | 0 | |
| | | 40 | 0 | 0 | 0 | 0 | 0 | 0 | 0 | 0 | 0 | |
| | | 45 | 0 | 0 | 0 | 0 | 0 | 0 | 0 | 0 | 0 | |
| | | 37 | 188,000 | 0 | 0 | 188,000 | 0 | 0 | 0 | 0 | 0 | |

| | | |
|--|---------------|------|
| | 70,700,000.00 | 100% |
|--|---------------|------|

2014

1

| 10 | | | | | | |
|----|--|-------|-----------|-----------|--|--|
| | | % | | | | |
| | | 9.97% | 7,050,000 | 7,050,000 | | |
| | | 4.24% | 3,000,000 | 3,000,000 | | |
| | | 1% | 705,000 | 705,000 | | |
| | | 0.53% | 376,000 | 376,000 | | |
| | | 0.53% | 376,000 | 376,000 | | |
| | | 0.4% | 282,000 | 282,000 | | |
| | | 0.33% | 235,000 | 235,000 | | |
| | | 0.27% | 188,000 | 188,000 | | |
| | | 0.24% | 172,896 | 0 | | |

| 10 | | | | | | |
|----|--|-------|-----------|-----------|--|--|
| | | % | | | | |
| | | 9.97% | 7,050,000 | 7,050,000 | | |

| | | | | | | | | |
|--|------------|---|---|------------|----|------|---|----|
| | 3,000,000 | 0 | 0 | 3,000,000 | | 2014 | 4 | 25 |
| | 705,000 | 0 | 0 | 705,000 | | 2015 | 4 | 27 |
| | 376,000 | 0 | 0 | 376,000 | | 2015 | 4 | 27 |
| | 376,000 | 0 | 0 | 376,000 | | 2015 | 4 | 27 |
| | 282,000 | 0 | 0 | 282,000 | | 2015 | 4 | 27 |
| | 235,000 | 0 | 0 | 235,000 | | 2015 | 4 | 27 |
| | 188,000 | 0 | 0 | 188,000 | | 2015 | 4 | 27 |
| | 50,000,000 | 0 | 0 | 50,000,000 | -- | -- | | |

| | | | | | | | | |
|--|------------|---|---|------------|----|----|--|--|
| | | | | | | | | |
| | | | | | | | | |
| | 7,050,000 | 0 | 0 | 7,050,000 | | | | |
| | 3,000,000 | 0 | 0 | 3,000,000 | | | | |
| | | | | | | | | |
| | 705,000 | 0 | 0 | 705,000 | | | | |
| | | | | | | | | |
| | 376,000 | 0 | 0 | 376,000 | | | | |
| | 376,000 | 0 | 0 | 376,000 | | | | |
| | 282,000 | 0 | 0 | 282,000 | | | | |
| | 235,000 | 0 | 0 | 235,000 | | | | |
| | 188,000 | 0 | 0 | 188,000 | | | | |
| | | | | | | | | |
| | | | | | | | | |
| | | | | | | | | |
| | | | | | | | | |
| | 50,000,000 | 0 | 0 | 50,000,000 | -- | -- | | |

2014

1

| | | | | | | | |
|----|--|---|--|--|---|--|------------|
| | | | | | | | |
| 5% | | | | | | | |
| | | % | | | | | |
| | | | | | 0 | | 18,240,000 |

| | | | | | | | |
|----|--|--|--|--|--|--|--|
| | | | | | | | |
| 5% | | | | | | | |
| | | | | | | | |

| | | % | | | | | | |
|--|--|---|--|--|--|---|--|------------|
| | | | | | | 0 | | 18,240,000 |

2

45451d

| | | | 37,788,000 | | | 60,460,800 | | | |
|--|--|--|------------|--|--|------------|--|--|--|
| | | | 705,000 | | | 1,128 000 | | | |
| | | | 235,000 | | | ,376,000 | | | |
| | | | 188,000 | | | 300,800 | | | |
| | | | 376,000 | | | 601,600 | | | |
| | | | 0 | | | 0 | | | |
| | | | 0 | | | 0 | | | |

| | | | | | | | | | | |
|--|--|--|---|---|---|---|--|--|--|--|
| | | | 0 | 0 | 0 | 0 | | | | |
| | | | 0 | 0 | 0 | 0 | | | | |
| | | | 0 | 0 | 0 | 0 | | | | |
| | | | 0 | 0 | 0 | 0 | | | | |
| | | | 0 | 0 | 0 | 0 | | | | |
| | | | 0 | 0 | 0 | 0 | | | | |
| | | | 0 | 0 | 0 | 0 | | | | |
| | | | | | | | | | | |

2017 12 28