

300311



319 8 10000



2022 9

2022 8 12

2022 020186

1

2

3

.....	2
.....	3
.....	38
.....	57
.....	105

2 3 4 7

3 7

5 6

5G

	33,202.92 6,000.00 1,055 180	755 280 100
5G	14,029.26 2,500.00 702 5G	410 100 5G 5G 5G

		5G	5G	5G
		5G	5G	DPI IDC 5G
		5G	5G	5G DPI 5G
		5G	5G	5G MEC
		5G	5G	5G
		5G+		5G+
			-	-
			-	-
			-	-

		<p style="text-align: center;">+ + SAAS</p>	-	-
		PC	-	-

1


1

180

2

178

6

		5
		4
		5
		3
		5
		13
		5

		2
		4
		4
		4
		3
		4
		4
		178

T+1

180

80%

5G

100

2

98

5G	DPI	&	&
			10
			5
			6
5G	DPI	&	&
			9
			5
			6
5G			
			19
5GMEC			
			18
5G			
			20
			98

910

2

			T+1		T+2				T+3	
			6		6		6			
19		20.00	8	80.00	8	84.00	6	63.00	6	132.30
20		21.25	5	53.13	5	55.78	4	44.63	4	93.71
21	/ UX/UI	22.50	5	56.25	5	59.06	4	47.25	4	99.23
22		41.25	2	41.25	2	43.31	2	43.31	2	90.96
23		30.00	5	75.00	5	78.75	4	63.00	4	132.30
24		26.25	14	183.75	14	192.94	11	151.59	11	318.35
25		18.75	27	253.13	27	265.78	22	216.56	22	454.78
			180	2,392.50	180	2,512.13	145	2,061.28	145	4,328.69

T+1

5G

2

T+1 T+2

100 100

6,166.27

5,847.40

T+1

2,270.83

				T+1		T+2	
				8			
1		113.75	1	1	75.83	1	119.44
2		70.00	4	4	186.67	4	294.00
3		90.00	1	1	60.00	1	94.50
4		42.50	4	4	113.33	4	178.50
5		56.25	3	3	112.50	3	177.19
6		56.25	1	1	37.50	1	59.06
7		45.00	6	6	180.00	6	283.50
8		33.75	20	20	450.00	20	708.75
9		30.00	15	15	300.00	15	472.50
10		45.00	3	3	90.00	3	141.75
12		23.75	42	42	665.00	42	1,047.38

				T+1	8	T+2	
			100	100	2,270.83	100	3,576.56

5G

T+1

8

2

		T+1			T+2			T+3		
1		180	2,392.50	26.58	180	2,512.13	27.91	145	4,328.69	29.85
					145	2,061.28	28.43			
2	5G	100	2,270.83	34.05	100	3,576.56	35.77	-	-	-

1

T+1

6

2

5G

T+1

8

12/8

2

T+2

180

80%

145

2

2022 6 30

910

2021

20.35 /

2021

27.74 /

5%

2022

29.13

/

5G

1



2

1

5

ISO9001 2008

1

1

1

1

2018

- - -

5G

2

12

13

5G+

395

102

94

APP

/

IT

1,048

904

892

910

64.57%

62.39%

67.12%

74.29%

2

1

2

5G 5G 5G
5G 5G 5G

1

1

2021
2018 233.8 2020 292.9
11.93%

<i>/</i>	T+1	T+2	T+3	T+4	T+5	T+6
	-	2,400.00	6,400.00	7,200.00	8,000.00	8,400.00
	-	1,950.00	4,650.00	4,950.00	5,250.00	5,400.00
	-	1,980.00	4,680.00	5,220.00	5,760.00	5,940.00
	-	1,200.00	3,200.00	3,600.00	4,000.00	4,200.00
	-	800.00	2,400.00	2,800.00	3,200.00	3,400.00

4		-	200.00	200.00	200.00	200.00	200.00
5		-	200.00	200.00	200.00	200.00	200.00
6		-	180.00	180.00	180.00	180.00	180.00

63

93

31

- -

17

9

- -

		T+1	T+2	T+3	T+4	T+5	T+6
1		-	6	16	18	20	21
2		-	13	31	33	35	36
3		-	11	26	29	32	33
4		-	6	16	18	20	21
5		-	4	12	14	16	17
6		-	5	14	16	18	19
		-	45	115	128	141	147

576

119,940.00

67 19,073.83 19

4,149.54

2

		T+1	T+2	T+3	T+4	T+5	T+6
1		-	4,107.49	9,897.47	10,849.13	11,808.47	12,351.23
1.1		-	1,463.44	3,073.22	3,226.88	3,388.22	3,557.63
1.2		-	13.50	27.00	27.00	27.00	27.00
1.3		-	2,630.55	6,797.25	7,595.25	8,393.25	8,766.60
2		85.50	553.80	1,431.00	1,599.00	1,767.00	1,845.60
3		2,962.22	5,757.08	5,582.41	5,812.27	6,052.94	5,844.40

6%

15%

7% 3% 2%

2

	T+1	T+2	T+3	T+4	T+5	T+6
	-	9,230.00	23,850.00	26,650.00	29,450.00	30,760.00
	-	4,107.49	9,897.47	10,849.13	11,808.47	12,351.23
	-	5,122.51	13,952.53	15,800.87	17,641.53	18,408.77
	-	55.50%	58.50%	59.29%	59.90%	59.85%
	-	66.46	171.72	191.88	212.04	221.47
	-	1,384.50	3,577.50	3,997.50	4,417.50	4,614.00
	85.50	553.80	1,431.00	1,599.00	1,767.00	1,845.60
	2,962.22	5,757.08	5,582.41	5,812.27	6,052.94	5,844.40
	-3,047.72	-2,639.32	3,189.90	4,200.23	5,192.05	5,883.29
	-3,047.72	-5,687.05	-2,497.15	1,703.08	5,192.05	5,883.29
	-	-	-	255.46	778.81	882.49
	-3,047.72	-2,639.32	3,189.90	3,944.76	4,413.24	5,000.80
	-	-28.60%	13.37%	14.80%	14.99%	16.26%

10.11%

5.52

1

2016

16,389.25

2021

38,586.73

13.42%

2015

2021

2016	16,389.25	-

2017	23,318.90	42.28%
2018	32,127.82	37.78%
2019	32,672.07	1.69%
2020	33,354.23	2.09%
2021	38,586.73	15.69%
2017-2021	-	13.42%

13.62%

13.42%

2

15.98% 7.61% 20.40%

	2021		2020		2019	
	6,547.94	16.97%	5,271.96	15.81%	4,959.32	15.18%
	3,466.85	8.98%	2,425.13	7.27%	2,148.68	6.58%
	8,755.57	22.69%	6,597.45	19.78%	6,117.40	18.72%

15.00% 6.00% 19.00%

3

	2022 1-6	2021	2020	2019
	60.57%	55.34%	62.42%	62.80%

58.61%

60.28%

1

2020 2

5G

5G

	2017 11	+
	2018 12	

2019 7

PLC

1

2021

2018 233.8 2020 292.9 11.93%

2

688561.SH

688023.SH

002439.SZ

300369.SZ

3

2018

- -

17

1

2018-2020

2021-2023

2

1		531.17
2		-
3		611.12
4		-
5		1,275.10
6		1,732.15
		4,149.54

1

	2021		2020	
	2018	233.8	2020	292.9
11.93%				

2018

/

2

3

19,751.53	17,828.63	19,840.20
-----------	-----------	-----------

19.83% 20.31% 28.53%

1

8,500

5G

8,500

1.30

/

		1.5 /	1.3 /	1.18-1.7
		1.6 /	1.7 /	
		1.25 /	1.18/	

1

2022 6 30

390

270

2,537.96

270

9.40

2

B3 9 10 11 4,518 9
 10 3,012 11 1,506
 120

8,500

3

213.19

50

5%

	/		/
	213.19	2,537.96	0.0840
	242.25	8,500.00	0.0285

8,500.00

2,537.96

8,500.00

714

			/		
			6,000	4,200	15.00
		5G	2,500	1,500	15.00

1

2

10-20

15

1

5G

2

5G

5G

5G

	/		
	5	0%	20.00%
	5	10%	18.00%
	50	5%	1.90%

5G

1 T+1 6 T+6

	T+1	T+2	T+3	T+4	T+5	T+6
1 a	959.91	1,933.32	1,946.82	1,946.82	1,946.82	1,108.03
2						
2021 b	69,530.60	69,530.60	69,530.60	69,530.60	69,530.60	69,530.60
c	-	9,230.00	23,850.00	26,650.00	29,450.00	30,760.00
- d=b+c	69,530.60	78,760.60	93,380.60	96,180.60	98,980.60	100,290.60
a/d	1.38%	2.45%	2.08%	2.02%	1.97%	1.10%
3						
2021 e	-5,211.22	-5,211.22	-5,211.22	-5,211.22	-5,211.22	-5,211.22
f	-3,047.72	-2,639.32	3,189.90	3,944.76	4,413.24	5,000.80
- g=e+f	-8,258.94	-7,850.54	-2,021.32	-1,266.46	-797.98	-210.42
	11.62%	24.63%	96.31%	153.72%	243.97%	526.58%

	T+1	T+2	T+3	T+4	T+5	T+6
a/g						

1

-

-

2

T+1

3

5

T+6

1-6

959.91

-1,946.82

1.10%-2.45%

11.62%-526.58%

T+3

T+6

2021

3

1

1

2

3

4

5

6

7

2

1

2021



2 2021

3

1

2

1

1

DPI IDC

5G

5G

2

3

4

5

6

7

8

2

1

2

3

1

2

			99,625.58	87,798.92	69,530.60
	6,807.81				-24,616.73
-1,680.48	-4,595.09		-5,657.99		
	2021	2022			

5.1% 5.83% 18.55% 28.27%

5,613.64 2021 80.9%

1

2

1

1

2021 3
2035

2021 7
2021-2023 2023
2,500 15% 2022 3

2
2020

5G

2.0

3

5G 2019 30
5G 2019 8 5G 2019-2021
2019 9 5G 2020 2
20 5G
2019
2021 5

2020 4

	688023.SH	
5	300188.SZ	1999 2011

20

5G

2021 50 CCIA50
 24 CNCERT
 2021 3

		2021-2023
		93 2021 PC PC 65

		2019							
			17						- -
		2009	IDC		IDC				IDC/ISP
			20	17		25			- -
						8			
									2020

	2022 1-6	2021	2020	2019	2022 1-6	2021	2020	2019
	281,501.18	680,490.35	545,839.52	458,989.89	-68,956.56	27,285.79	80,937.56	75,889.99
	83,437.94	260,899.51	201,004.43	167,109.10	-21,522.67	34,497.20	30,125.53	22,628.86
	68,776.26	253,519.55	238,609.83	206,741.04	-12,257.27	33,587.81	40,065.90	28,870.92
	121,416.71	438,603.08	364,674.53	308,949.55	-25,212.04	86,275.50	81,000.56	68,187.01
	53,462.45	182,032.81	132,297.27	94,403.29	-37,232.61	1,118.96	13,179.20	9,217.32
	24,910.92	69,530.60	87,798.92	99,625.58	-5,376.48	-5,211.22	1,648.94	-10,116.37

2019 2020 2021 2022 1-6

			15,382.51			13,028.11
			84.69%	2019		
26,820.41					24,959.41	
93.06%						
2021			69,530.60			20.81%
		24,537.73			14,400.88	36.98%
	2021					
5,804.15	2020		62.27%			
			100%			
2022	1-6		24,910.92	2021	1-6	
		26,027.06	4.29%			
		100%				
2021	1-6					21,785.84
	2022	1-6			24,613.78	
12.98%						
2019	2020	2021	2022	1-6		
99,625.58	87,798.92	69,530.60	24,910.92			
		-10,124.67	1,708.05		-3,852.31	
-4,168.32						
-24,616.73	-1,680.48	-4,595.09	-5,227.95			

	2022	1-6	2021	2020	2019
--	------	-----	------	------	------

2018 6,276.81 2019
25,104.48

2 2020

PC

	2020	2019	
	15,382.51	26,820.41	-11,437.90
	7,534.21	6,255.31	1,278.90
	7,848.30	20,565.10	-12,716.80

3 2021

2021 19,840.20 2020
17,828.63 2021 2020 2,011.57 11.28%

	2021	2020
	18,152.01	16,239.83
	514.41	385.75
	468.52	327.27
	401.15	455.44
	112.01	125.76
	63.39	175.47
	56.50	28.07
	8.53	33.12
	7.94	5.25
	55.74	52.67
	19,840.20	17,828.63

1

2

5G

5G

MEC

5G

2020 1,912.18

2020 141.25

2020 128.66

4 2022 1-6

1 2022 1-6

2022 1-6 7,141.45 2021 1-6

6,418.35 2022 1-6 2021 1-6

723.10 11.27%

	2022 1-6	2021 1-6
	5,060.72	4,816.16
	457.78	152.89
	438.79	328.66
	342.71	487.68

	2022 1-6	2021 1-6
	259.11	163.27
	72.16	106.77
	9.74	9.54
	500.44	353.39
	7,141.45	6,418.35

2 2022 1-6

2022 1-6 8,972.77 2021 1-6
8,178.70 2022 1-6 2021 1-6
794.07 9.71%

	2022 1-6	2021 1-6
	8,105.17	7,518.67
	360.61	114.53
	186.01	193.94
	152.14	214.08
	57.63	10.14
	49.03	24.71
	39.08	50.82
	2.13	3.32
	20.97	48.49
	8,972.77	8,178.70

3 2022 1-6

2022 1-6 -6.71 2021 1-6
671.44 2022 1-6 2021 1-6 678.14
101.00%

	2022 1-6	2021 1-6
	-439.68	162.85
	205.49	404.58
	12.86	14.02
	105.76	20.33
	108.86	69.66
	-6.71	671.44

	2022 6 30			2021 12 31	2021 6 30	%
	49,999.32	15.73	3.20	48,447.48	43,204.63	

1

2019 2020 2021 2022 1-6

57,456.95 46,038.47 77,095.74 27,086.81 2019

2020

	2022	1-6	2021	2020	2019
		5,103.59	25,952.69	-	-
		21,983.22	51,143.05	46,038.47	57,456.95
		27,086.81	77,095.74	46,038.47	57,456.95

2021 2020 31,057.27 67.46%

2021 2020 25,952.69 2021

2020 5,104.58 11.09%

2021 2022

31.34% 16.54%

2021 2022

2021							
1		14,301.67	18.55%	-	-	14,301.67	18.55%
2		7,469.41	9.69%	-	-	7,469.41	9.69%
3		-	-	3,106.49	4.03%	3,106.49	4.03%
4		-	-	2,603.77	3.38%	2,603.77	3.38%
5		2,392.55	3.10%	-	-	2,392.55	3.10%
		24,163.63	31.34%	5,710.26	7.41%	29,873.89	38.75%
2022 1-6							
1		4,480.94	16.54%	-	-	4,480.94	16.54%
2		-	-	2,977.66	10.99%	2,977.66	10.99%
3		-	-	2,701.83	9.97%	2,701.83	9.97%
4		-	-	1,377.02	5.08%	1,377.02	5.08%
5		-	-	868.96	3.21%	868.96	3.21%
		4,480.94	16.54%	7,925.47	29.25%	12,406.41	45.80%

2021

2022

AR 00

2021							
------	--	--	--	--	--	--	--

2021						
3			1	2,392.55	2,392.55	9.22%
					24,163.63	93.11%
2022 1-6						
1			64	0.58-960.83	4,480.94	87.80%
					4,480.94	87.80%

1

2021

H3C

H3C

2021

2022

18,782.61

2021

7,469.41

2021

H3C

2,392.55

H3C

2

2021

5,710.26

7.41% 2022

7,925.47

29.25%

2022

2021

2022

1 2022
 2021 12 31 3,103.12 2022 6 30
 3,699.46 19.22%
 503.50

2 2022 6 30

1		237.52		2022 6		15%
2		135.87		2022 5 6		14%
3		93.09		2022 5		15%
4		75.92		2022 5 6		15%
		542.40				

3,699.46
 19.22% 503.50

1

1

2019

2

2022 6 30

2021

1

1

2

2021

2021

2021

2

1

2

2021

2021

2021

4

5

6

7

7

1 2

3 4 5 6 7

2022 6 30

82,408.91

7,805.62

					2022/6/30	
		2,500.00	2,222.25	2015/7	2,222.25	
		1,000.00	1,000.00	2020/9	1,000.00	
		50.00	50.00	2018/10	50.00	
		1,000.00	1,000.00	2021/2	998.26	
		1,000.00	1,000.00	2017/9	742.33	
		200	200	2018/9	115.65	
		500	500	2012/8	134.61	
		100	100	2014/10	42.52	
		8,850.00	8,572.25	-	7,805.62	-

2018 10 300.00 300.00
2019 5 250.00
50.00

2021 5 27

2021 2

1,000.00

1

30

82,408.91

7,805.62

9.47%

2022 6 30

	2022/6/30		%
	3,500.00	-	-
	14,134.87	6,770.51	8.22
	6,184.71	1,035.11	1.25
	1,750.78	-	-
	5,228.36	-	-
	804.28	-	-
	31,603.00	7,805.62	9.47

1

2022 6 30

					%
				2,500.00	3.35
				1,000.00	2.66
				3,500.00	

2022 6 30

3,500.00

2

2022 6 30

14,134.87

7,364.36

2

6,770.51

		2022/6/30		
		2,500.00		CRM SAAS PaaS
		2,222.25		

		2022/6/30		
		1,000.00		
		1,000.00		
		50.00		
		998.26		
		3,103.29		
		2,011.07		
		1,000.00		B2B
		200.00		
		50.00		
		14,134.87		

3,103.29

2,011.07

1,000.00

		2022/6/30		

134.61



2012 8 500 20%

2014 10

100

2021 6

W01

2017 9

1,000 2019 12 800 2021

12
29.60%

2,000.00

2

2015

11%

SDN

2

2016 2

150

15%

Wi-Fi

Wi-Fi

2

4

2022 6 30

1,750.78

5

2022 6 30

5,228.36

6

2022 6 30

804.28

1

1

	%		
	58.00	5,800.00	2,320.00
	38.90	3,890.00	1,556.00
	3.00	300.00	120.00
	0.10	10.00	4.00

10.3.3

5

1

3

2

1 2018 8

	%		
	50.00	5,000.00	5,000.00
	46.90	4,690.00	4,690.00
	3.00	300.00	300.00
	0.10	10.00	10.00
	100.00	10,000.00	10,000.00

2021

1,264.00

632.00

592.816

37.92

1.264

2022 6 30

11.1.1

1

2

3

80%

20%

8

10

1				
2				
3			IC	
4				
5				

6				
7				
8				
9				
10				
11				
12				

13				
14				
15				
16				
17				
18				

19				

				m²	/		
1		2021 0187053		11,188.3	/		

2

m^2 /

					m ²	/		
27		2017 0048682	2	-1	3 0021	36.51		
28		2017 0047407	2	-1	3 0022	36.51		
29		2017 0047415	2	-1	3 0019	36.51		
30		2017 0047485	2	-1	3 0018	36.51		
31		2017 0047339	2	-1	3 0017	36.51		
32		2017 0047422	2	-1	3 0114	35.05		
33		2017 0047405	2	-1	3 0113	35.05		
34		2017 0047403	2	-1	3 0112	36.51		
35		2017 0047430	2	-1	3 0111	36.51		
36		2017 0047453	2	-1	3 0110	36.51		
37		2017 0047449	2	-1	3 0109	36.51		
38		2017 0047455	2	-1	3 0108	36.51		
39		2017 0047438	2	-1	3 0107	36.51		

1

1

2019 2

14

184,855

138,600

14

9,500

		2022	6	30			
						8,854.34	
2020	3		2024	12		2025	6
	2	2-5			2010	11	
	3	6			2007	1	
	4	7-22			2014	6	
	5	23-39			2016	8	

2019



1

2

IC

3

4

6

2021 6 30

3.625%

						/
1			026			2019.10.01- 2022.09.12
			2016 2363-056			2013.12.21- 2019.06.30
			B2-20120317			2017.06.09- 2022.06.09
2			2016 2944-616			2014.01.14- 2019.07.30
			B2-20120209			2017.04.06- 2022.04.06
3			2018 11525-4012			2016.01.14- 2022.01.13
			B2-20170019			2018.05.31- 2022.01.03
4			2016 3820-033			2016.8.16- 2019.8.15
			B2-20160048			2021.6.29- 2026.6.29

2018 7 30

2019 5 14

[2019]81

1 105
54

2019 235

2020 3 27

2020

200046

2021 8 4

2018 1 1 2021 6 30

2 2021 6 30

100%

100%

2021 6 30

4.84 137.42 206.48 85.92 0.48004 4.84 1393.34 206.48 0.48 0.48004 4.84 137.42 206.48 85.92 0.48004

			ISBN	
1		[2014]1437	ISBN-978-7-89988-167-5	
2	31	[2015]264	ISBN-978-7-89404-206-4	
3		[2017]5682	ISBN-978-7-7979-8925-1	

2021 6 30

1 2021 5 24 2021 8 30

2018 1 1 2021 6 30

2019 6 18 2022 6 18

2 2021 8 4

2018 1 1 2021 6 30

2022 8 22

2021 6 30

2021 6 30

]2.0

2009SR055338

- [

V1.0

2013SR093936

APP [

APP]V1.0

2016SR223134

JV2.1

2018SR573400

[

				PC	
			5G	5G	
			5G 5G	5G 5G	
				5G+	
			5G+ 5G	5G	
				5G	



1

2019 8 1

1

2018

14,460,273.61

19,880,626.39

2019 5 11

2019

42,108,021

2019 03 2529

842.2

1,157.8

714,604.12

3,710.3253

2020

5 13

2,698.9428

2020 5 13

2

2016 8 27 2016 12 23

100%

100%

2017 2018

2019

4,000

5,000

6,000

15,000

57.89%

42.11%

100%

-

2022 4 1

2

2019 10 9

2019 10 12

108,707,371.82 2017 1 2018 10

2

2016 8 27 2016 12 23

100%

100%

310156 2017 2018

2019 310180 2017 2018

3

2019 03 4030 2019 10 29 2020 11 5

2019 03 4030 2020 3 19 2019 03 4030 2019

03 4030

9

4

2019 03

4030

10.2.1

150

957,328.62

7,850.09

949,478.53

5,000

2021 11 25

3

2020 5 18

2020 5 25

2020 4 28
2017 12 31 243,185,800
359,374,200
359,374,200

2020 5 7
11
3

2020 7 16 2021 5 26
2020 03 3159
10
10 13

4
2021 7 23
2020 03 3159
2018

1,845,538.43 5,000

7 21

4

2022

2021 10

2021 12 1

1

3820 3,000 2019
480,000
2021 9 30 554,880 34,130
2019 12 31

3820 2,000 2019
480,000
2021 9 30 554,880 34,130
2019 12 31

2019 3820 2,000 480,000
2021 9 30 554,880 34,130
2019 12 31

890

15,840,528.33

2022 9 1

1

11

36,454,832.47

1		6000511282		A504	375.94
2		6000511284		A501	332.16
3		6000511327		B504	523.41
4		6000511329		A503	529.55
5		6000511330		A502	533.30
6		6000511403		B503	379.23
7		6000511404		B501	521.89
8		6000511410		B502	335.06
9		X 959105		12 1 8 B807	81.60
10		2015001449	1	4.1 B3 10 01	1,506.45
11		2015001450	1	4.1 B3 9 01	1,506.45
					6,625.04

1-8 2019 9 2 2022 9 1

9-11 2019 9 18 2022 9 17

3,645.48

4.23%

2

3

1.34

2,000

2.32%

3

1

13

a.

b.

c.

2

2,000

2,000.00



1

1

2

3

4

2019 235

5

6

7

2

1

2

3

1

2

2019 235

3

4

5

1



1

9.47% 30%

2

3

4

3.625%

2021 6

30

100%

100%

2019 5

2021 6

30

2020 6

1

2

1

2

3


2021 6 30

5

6

7

2



1

9.47% 30%

2

3

1

2

3.625%

2021 6

30

100%

100%

2019 5

2021 6

30

2020 6

1

2

1

2

3

2021 6 30

3

4

5



2022/8/25		
2022/8/24	77	
2022/8/23	277	
2022/8/23	59	
2022/8/19	83	
2022/8/18	80	3
2022/8/18	12	5%
2022/8/16	76	3
2022/8/16	9	5%
2022/8/15	70	
2022/8/15	57	
2022/8/12	300311.SZ	
2022/8/12	50	3
2022/8/12	4	5%
2022/8/11	11	5%
2022/8/11	20	
2022/8/4		Wind

2022 8 3

（本页无正文，为《关于任子行网络技术股份有限公司申请向特定对象的审核问询函的回复》之盖章页）

任子行网络技术股份有限公司
2022年9月7日



发行人董事长声明

本人作为任子行网络技术股份有限公司的董事长，现就本次审核问询函回复报告郑重声明如下：

“本人已认真阅读任子行网络技术股份有限公司本次审核问询函回复报告的全部内容，本次审核问询函回复报告不存在虚假记载、误导性陈述或者重大遗漏，并对上述文件的真实性、准确性、完整性承担相应法律责任。”

发行人董事长：



景晓军


任子行网络技术股份有限公司



2022年9月1日

（本页无正文，为西部证券股份有限公司《关于任子行网络技术股份有限公司申请向特定对象发行股票的审核问询函的回复》之签字盖章页）

保荐代表人：


杨小军


薛冰

西部证券股份有限公司

2021年 7 月 21 日

保荐机构董事长声明

本人作为任子行网络技术股份有限公司保荐机构西部证券股份有限公司董事长，现就任子行网络技术股份有限公司2022年半年度报告有关事项声明如下：

任子行网络技术股份有限公司2022年半年度报告不存在虚假记载、误导性陈述或者重大遗漏，并对其内容的真实性、准确性和完整性承担个别及连带法律责任。

任子行网络技术股份有限公司 徐朝晖

徐朝晖

